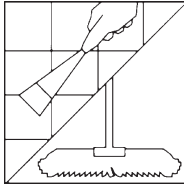
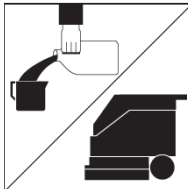


VERSA SHINE Maintenance System

STRIP



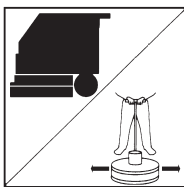
Remove gross soils (labels, gum). Dust mop floor. Divide floor into workable sections. Place wet floor caution signs near work areas.



Dilute **BRUTE FORCE** stripper 4:1 (32 oz. per gallon) with warm water in scrubber. Apply to surface liberally while scrubbing. Do not pick up solution.



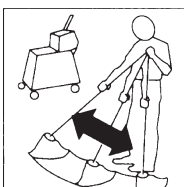
Allow 5-10 minutes for stripper to work. Do not allow solution to dry.



Use a stripping pad on automatic scrubber or single disk floor machine. Scrub thoroughly to remove all old coatings.

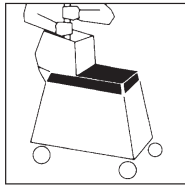


Check edges and baseboards for buildup. Remove with doodlebug or pad center. Scrub and pick up with automatic or wet vac.

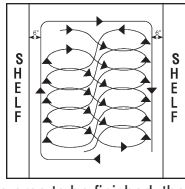


Damp mop lightly with cool clean water to remove all residues. Allow floor to dry.

FINISH



Line bucket with finish liner and pour in **VERSA SHINE**. Pour only what you plan to use. Use clean blended rayon mop. Dip into finish and press out excess, do not use wringer.

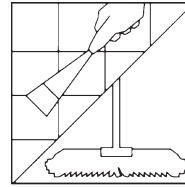


Outline area to be finished, then fill in, using figure eight motion. Stay 6" away from edges.

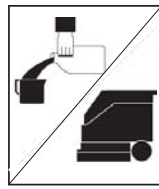


Allow 45 minutes to dry between coats. Apply 3 or 5 coats using this method. Last coat should cover edges.

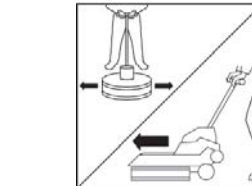
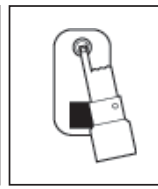
MAINTENANCE



Remove gross soils (labels, gum). Dust mop floor daily.

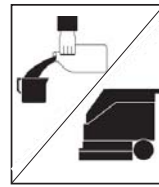


Dilute **GLOSS KEEPER** 64:1 (2 oz. per gal.) with tap water. Scrub with automatic to remove spots and spills, picking up solution as you clean. Allow to dry.

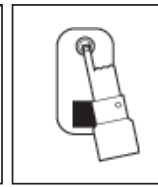


Dry buff with 175-2500 rpm floor machine or perform spray buff procedure above.

WINTER MAINTENANCE FOR SALT REMOVAL



Dilute **CODE BLUE** 2 to 4 oz. per gal. with tap water. Scrub with automatic to remove spots and spills, picking up solution as you clean. Allow to dry.

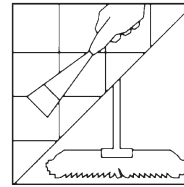


FREQUENCY

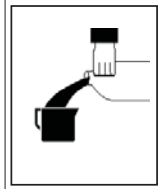
Always Schedule Your Maintenance

For best results, perform the scrubbing, spray buff and dry buff procedures listed above 1-5 times per week, based on your traffic and appearance requirements.

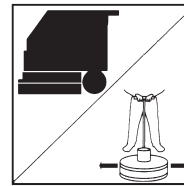
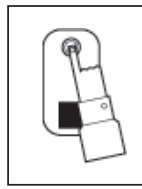
SCRUB & RECOAT



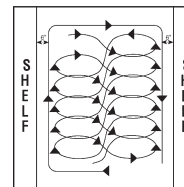
Remove gross soils (labels, gum). Dust mop floor. Divide floor into workable sections. Place wet floor caution signs near work areas.



Dilute **CODE BLUE** 20:1 (6 oz. per gallon) in tap water.



Scrub with blue pad and automatic or single disk machine. Pick up cleaning solution with scrubber or wet vac. Damp mop any residues with clear water. Allow floor to dry.



Use a fresh liner and a clean mop and apply finish. Outline area to be finished, then fill in, using figure eight motion. Stay 6" away from edges. Apply as many coats as required.



Allow 45 minutes between coats. Last coat should cover edges. Maintain as recommended.