



CUSTOM SOLUTIONS

Removes Road Film Without Brushing—Saves Time and Labor

Contains Corrosion Inhibitors—Prevents Flash Rusting

Solvent Free—No Gagging Fumes

FLEET

BRUSHLESS VEHICLE CLEANER

Professional Recommendations


- **Use** the three-step method, which is effective for all applications
- Avoid cleaning hot vehicles. Cleaning solutions tend to dry fast and leave streaky residues. Park vehicle in shade if possible to cool before cleaning

Specifications

Appearance	Clear liquid
Odor	Characteristic
Density (lbs/gal) (± 0.1 @20°C)	.8.7
pH (Conc.) (± 0.5 @20°C)	12.8
Refractive index (± 0.0020 @20°C)	1.3480
USDA rating	A-1
Stability (40°-120°F)	Stable
Freeze/thaw stability	OK 3 cycles
Shelf life (Closed containers, 40°-120°F)	1 year minimum


Equipment List

- ✓ 1000 psi or greater pressure washer




Clean only cool vehicles; hot vehicles may streak. Set dilution control on pressure washer or manually dilute **Fleet** 25:1 for removing heavy soil (5 oz. per gallon), or 40:1 for normal soil (3 oz. per gallon).

Divide vehicle into workable sections. Apply cleaning solution from the bottom up. Allow to work for a few minutes. **DO NOT ALLOW TO DRY.**



Adjust pressure washer to deliver water only. Apply high-pressure water to clean vehicle from bottom up.



Rinse vehicle thoroughly from the top down. Overlap cleaning areas to prevent missed areas. Repeat for entire vehicle.

Available in sizes: 2.5, 55 gallon and tote containers.

Wear safety equipment recommended on MSDS and read all directions and cautions prior to beginning work.

