



CUSTOM SOLUTIONS

Improved!

Contains Unique "Odor Capture" Technology

Digests Organic Soils Safely

Eliminates Odors Instantly—Then Digests Their Source

Long Lasting

COLONY

ENZYME SPOTTER/DEODORANT

Professional Recommendations

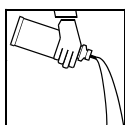
- Apply on surfaces that will not be disturbed for a while, to allow this product to work
- **DO NOT** clean immediately after application

Specifications

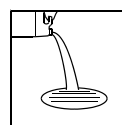
Appearance	Off-white liquid
Odor	Pleasant
Density (lbs/gal) (±0.1 @20°C)	.8.38
pH (Conc.) (@20°C)	.7.5
Refractive index (±0.0020 @20°C)	.1.3392
Stability (40°-120°F)	.Stable
Freeze/thaw stability	.OK 3 cycles
Shelf life (Closed containers, 40°-120°F)	.1 year minimum



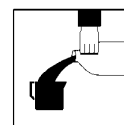
To digest foul odors around urinals, toilets and other fixtures, clean gross soils in area first. Then dilute **Colony** 16:1 to 8:1 (8 to 16 oz. per gallon) and apply with a clean mop just like you would with an ordinary cleaner. Leave area wet.



While area is still wet, apply **Colony** full strength over area being cleaned. Repeat daily until odors are digested, then reduce treatments to weekly or monthly.



To digest odors in drains, traps and septic tanks, use **Colony** full strength. Treat drain when it will not be used for an extended period. Pour one pint to one quart into drain. Do not flush with water. Allow to work 8 hours or more. Repeat at lower dose (4 oz.) twice per week to maintain.



To digest odors and remove organic stains from carpets, upholstery and fabrics, dilute **Colony** 16:1 (8 oz. per gallon). PRETEST SOLUTION ON SURFACE IN AN OUT-OF-THE-WAY PLACE FOR COLORFASTNESS BEFORE USE. If surface is colorfast, apply liberally to surface. Keep surface wet to allow solution to work. Blot area with clean damp towel to remove stains. Rinse area with water. Blot dry with clean dry towel or pick up with wet vac.

*Available in sizes:
Quart and 1 gallon containers.*

Place wet floor signs and read all directions and cautions prior to beginning work.

