



CUSTOM SOLUTIONS

High Performance All Purpose Cleaner

Neutralizes Hard Water/Salt Deposits

Deep Cleaning Non-Dulling Formula

Equipment List

- ✓ Wet floor signs
- ✓ Dust mop
- ✓ Scraper
- ✓ Single disk or autoscrubber
- ✓ Red or blue pad
- ✓ Cotton mop
- ✓ Mop bucket

Available in sizes:
1, 2.5 and 55 gallon containers.

Wear safety equipment recommended on MSDS, place wet floor signs and read all directions and cautions prior to beginning work.



CODE BLUE

HIGH PERFORMANCE ALL PURPOSE CLEANER

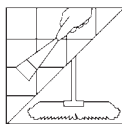
Professional Recommendations

- Not recommended for heavy degreasing
- When mop cleaning, change cleaning solution frequently unless rinsing to avoid leaving a filmy residue
- Use lighter dilution rate for daily cleaning
- For infrequent cleaning or heavy soil double scrub with autoscrubber


Specifications

Appearance Clear, blue liquid
 Odor Pleasant
 Density (lb/gal) 8.65
 pH (concentrate/1%) 11.0/9.5
 Hard water tolerance (hardness as CaCO₃) Greater than 14,500 ppm
 Stability (40°-120°F) OK in closed containers
 Freeze/thaw stability . . OK, 3 cycles with thawing and agitation
 USDA rating C-1

Maintenance

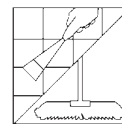


Remove gross soils (labels, gum). Dust mop daily.

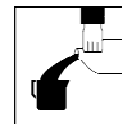


Dilute this product 48:1 (3 oz. per gal.) with tap water. Scrub with mop or autoscrubber to remove spots and spills, picking up solution as you clean. If mop cleaning heavy soil, rinse as necessary and change cleaning solution frequently. Allow to dry.

Scrub & Recoat



Remove gross soils (labels, gum). Dust mop floor.



Dilute this product 48:1 (3 oz. per gal.) with tap water.



Scrub with blue pad and automatic or single disk machine. Pick up cleaning solution with scrubber or wet vac. Damp mop any residues with clear water. Allow floor to dry. When floor is dry, add preferred number of coats of floor finish.