



**Seals and Finishes Reduces Inventory, Simplifies Application**

**Reaches Peak Appearance in Just two Coats – Saves Time and Labor**

**Protects and Bonds with Stone Floors for Best Appearance, Easy Maintenance**

### Equipment List

- ✓ Wet floor signs
- ✓ Looped-end rayon mop
- ✓ Mop bucket with liner

Available in sizes:  
2.5 gallon containers.

Wear safety equipment recommended on MSDS, place wet floor signs and read all directions and cautions prior to beginning work.



# TERRA PLUS

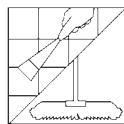
## TERRAZZO FLOOR SEALER

### Professional Recommendations

- If applying on new concrete, allow ninety days to cure before applying this coating. A by-product of curing (alkali) will cause coatings to powder
- Apply two coats maximum of this product per twenty-four hours. Rushing more coats may cause cut-in and dulling
- **Do not** apply if floor surface temperature is lower than 45 degrees. Powdering will result

### Specifications

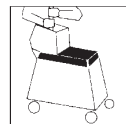
Appearance	Opaque liquid
Odor	Characteristic
Density (lb/gal)(±0.1@20°C)	8.6
pH (conc.)(@20°C)	8.8
Refractive index (±0.0020@20°C)	1.3755
Non-volatile (ASTM #D2834-84)	20%
Drying time (75°F,50 R.H.)	20-30 minutes
Stability (40°-120°F)	Stable
Freeze/thaw stability	Protect from freezing
Shelf life (closed containers, 40°F-120°F)	1 year minimum



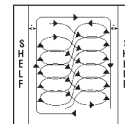
Wear all safety equipment recommended on MSDS. Read all directions and cautions prior to beginning work. Remove loose soil and garbage. Place Wet Floor signs near work area.



Strip to completely remove old coatings. Remove all cleaner and soil residue with a thorough rinse. Complete stripping and rinsing, especially of buildups along edges and in corners, to ensure the best possible appearance and durability of sealer.



Apply **Terra Plus** on clean, rinsed and dried floor. Pour only quantity needed into lined bucket. Use clean, dedicated blended rayon mop. Dip into sealer and gently press out excess; do not use wringer. Allow sufficient dry time between coats and before allowing traffic on floor.



Outline area to be finished, then fill in using figure eight motion. Stay 6" away from edges.



Allow 45 minutes to dry between coats. Apply 2 coats using this method. Last coat should cover edges. Coverage: 1500-2000 square feet per gallon.