



CUSTOM SOLUTIONS

Crystal Clear Coating Provides Long Lasting Beautiful Appearance

Easy to Apply – Simplifies Training

High Traffic Durability Reduces Strip Outs

Equipment List

- ✓ Wet floor signs
- ✓ Looped-end rayon mop
- ✓ Mop bucket with liner

Available in sizes:
1, 2.5 and 55 gallon containers.

Wear safety equipment recommended on MSDS, place wet floor signs and read all directions and cautions prior to beginning work.



VERSA SHINE

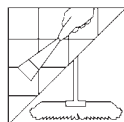
EVERY DAY FLOOR FINISH

Professional Recommendations

- **Do not** apply if floor surface temperature is less than 45 degrees. Powdering will result
- Allow extra curing time in summer, or during hot, humid conditions. Rushing coats will cause cut-in and dulling
- **Do not** overwork finish – just spread evenly for best results
- Apply finish only with a clean finish mop – never use a cleaning mop

Specifications

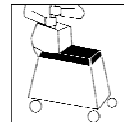
Appearance	Opaque liquid
Odor	Characteristic
Density (lb./gal)(±0.1@20°C)	8.6
pH (conc.)@20°C	8.2
Refractive index (±0.0020@20°C)	1.3710
Non-volatile (ASTM #D2834-84)	18%
Drying time (75°F,50 R.H.)	20-30 minutes
Stability (40°-120°F)	Stable
Freeze/thaw stability	Protect from freezing
Shelf life (closed containers, 40°F-120°F)	1 year minimum
Slip resistance (ASTM #D2047-82)	Exceeds Underwriters Laboratories requirements for slip resistance
Coverage 1st coat	1500-2000 sq.ft./gal.
2nd coat	1800-2500 sq.ft./gal.



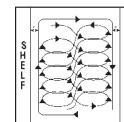
Wear all safety equipment recommended on MSDS sheet. Read all directions and cautions prior to beginning work. Remove loose soil and garbage. Place Wet Floor signs near work area.



Strip to completely remove old coatings. Remove all cleaner and soil residue with a thorough rinse. Complete stripping and rinsing, especially of buildups along edges and in corners, to ensure the best possible appearance and durability of the finish.



Apply **Versa Shine** on clean, rinsed and dried floor. Pour only quantity needed into lined bucket. Use clean, dedicated blended rayon mop. Dip into finish and gently press out excess; do not use wringer. Allow sufficient dry time between coats and before allowing traffic on floor.



Outline area to be finished, then fill in using figure eight motion. Stay 6" away from edges.



Allow 45 minutes to dry between coats. Apply at least 2 or 3 coats using this method. Last coat should cover edges. Coverage: 2000-2500 square feet per gallon.