



CUSTOM SOLUTIONS

Effective Against Over 30 Microorganisms (including HIV-1)—Ensures Maximum Personnel Protection

Neutral pH Won't Dull Floors—Saves Time and Labor

Deodorizes Without Any Overpowering Fragrance—Clean Without Complaint

Equipment List

- ✓ Wet floor signs
- ✓ Dust mop
- ✓ Scraper
- ✓ Single disc or autoscrubber
- ✓ Red or blue pad
- ✓ Cotton mop
- ✓ Mop bucket

Available in size:
1 gallon containers.

Wear safety equipment recommended on MSDS, place wet floor signs and read all directions and cautions prior to beginning work.



MICRO Q256

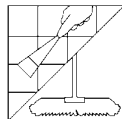
HEALTHCARE DISINFECTANT/CLEANER

Professional Recommendations

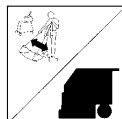
- Change mopping solution frequently to ensure germicidal activity
- For best results, use this product every day. Not intended for "catch-up" cleaning
- Start each shift/day with fresh disinfectant solution
- For best results and prevent overuse, dilute according to directions; Too weak a solution will not meet germicidal requirements

Specifications

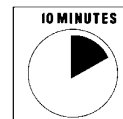
Appearance	Clear, blue liquid
Odor	Floral
Density (lbs/gal) (±0.1 @20°C)	8.3
pH (Conc.) (@20°C)	6.00-8.00
Refractive index (±0.0020 @20°C)	1.3780
% Active quat	15.3
Hard water tolerance (hardness as ppm CaCO ₃)	Greater than 10,000 ppm
Stability (40°-120°F)	Stable
Freeze/thaw stability	OK 3 cycles
Shelf life (Closed containers, 40°-120°F)	1 year minimum



Remove gross soils (labels, gum). Dust mop floor daily.



Dilute this product 256:1 (.5 oz. per gal.) with tap water. Scrub with mop or autoscrubber to remove spots and spills. Allow to dry.



Allow to work 10 minutes to assure complete disinfection. No need to rinse.