



CUSTOM SOLUTIONS

**Ready to Use—
Eliminates
Overuse**

**Removes Most
Spots Easily—
Even Iodine**

**Easy to Apply—
Works Fast**

UNREAL

FOR REMOVAL OF SUGAR, PROTEIN AND EVEN BETADINE® STAINS

Professional Recommendations

- **DO NOT** rub spot—Blot towards center of spot
- Treat spots as soon as possible—prevent them from becoming stains

Specifications

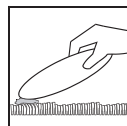
Appearance	Clear liquid
Odor	Lemon
Density (lbs/gal) (±0.1 @20°C)	.8.5
pH (Conc.) (±0.5@20°C)	.9.3
Refractive index (±0.0020 @20°C)	1.3464
Stability (40°-120°F)	Stable
Freeze/thaw stability	.OK 3 cycles
Shelf life (Closed containers, 40°-120°F)	.1 year minimum

Equipment List

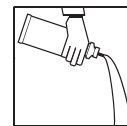
- ✓ Bone scraper
- ✓ Carpet brush
- ✓ White towels

Available in sizes:
Quart containers.

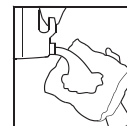
Wear safety equipment recommended on MSDS, place wet floor signs and read all directions and cautions prior to beginning work.



Use **Unreal** as follows: scrape off excess stain deposits. For greasy spots, use Tough Solv first.



Apply this product directly to the soiled area. Gently rub or brush this product into fabric.



Blot gently with a clean, white towel. Repeat the process if necessary. Spots should be treated as soon as possible.

Wear all safety equipment recommended on MSDS sheet. Read all directions and cautions prior to beginning. Before use, in an inconspicuous area, test small area for colorfastness, if fabric is colorfast, proceed. Quickly remove all protein and sugar-based spots, even Betadine® stains.