



# CUSTOM SOLUTIONS

Restores  
Brightness to  
Carpeting

Conditions and  
Neutralizes  
Carpeting

Eliminates  
Browning

# NOBROWN

## ELIMINATES UNSIGHTFUL BROWNING OF CARPETING

### Professional Recommendations

— **Use** in final extraction after shampooing or deep extraction to condition and neutralize carpeting

### Specifications

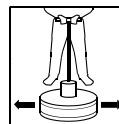
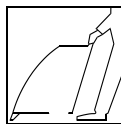
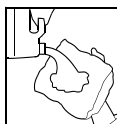
Appearance	Clear liquid
Density (lbs/gal) ( $\pm 0.1$ @20°C)	8.7
pH (Conc.) (@20°C)	2.0
Refractive index ( $\pm 0.0020$ @20°C)	1.3445
Stability (40°-120°F)	Stable
Freeze/thaw stability	OK 3 cycles
Shelf life (Closed containers, 40°-120°F)	1 year minimum

### Equipment List

✓ Extractor

Available in size:  
1 gallon containers.

Wear safety equipment recommended on MSDS, place wet floor signs and read all directions and cautions prior to beginning work.



Wear all safety equipment recommended on MSDS sheet. Read all directions and cautions prior to beginning work. Before use, in an inconspicuous area, test small area for colorfastness. If fabric is colorfast, proceed.

Dilute **NoBrown** in rotary, foam or extractors as follows: Where browning has occurred: in small areas, 42 to 64:1 (2 to 3 ounces per gallon), wipe with white cloths and let dry.

In large areas, dilute 42 to 64:1 (2 to 3 oz. per gallon) in the mixing tank of the extraction machine and rinse the carpet.

If local water exceeds 8 pH, add 2 to 6 ounces to diluted gallon of shampoo and extract at a 6 pH range.

When cleaning white or light pastel carpets, add 2 to 3 ounces per gallon to shampoo or steam cleaner to prevent browning.

Excellent coffee stain remover at 64:1 (2 oz. per gallon).