



# CUSTOM SOLUTIONS

Solvent/Detergent Emulsion for Fast Cleaning

Cleans All Soils and All Fibers

Ideal for Rotary or Dry Foam Cleaning

# CAMPAIGN

## ALL FIBER PERFORMANCE CLEANER

### Professional Recommendations

- Prespray carpet with Lane Change, and allow about ten minutes before cleaning for best results
- Break in new brushes on concrete before first use
- **Apply** with the two-step method—apply cleaner to a manageable area, proceed in a circular pattern while overlapping on each pass
- Extract with clear water or non-browning product for complete cleaning and conditioning
- Groom carpet pile if necessary

### Specifications

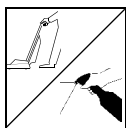
Appearance . . . . . Clear, light yellow liquid  
 Odor . . . . . Banana  
 Density (lbs/gal) (±0.1 @20°C) . . . . . 9.0  
 pH (Conc.) (@20°C) . . . . . 8.1  
 Refractive index (±0.0020 @20°C) . . . . . 1.3589  
 Stability (40°-120°F) . . . . . Stable  
 Freeze/thaw stability . . . . . OK 3 cycles  
 Shelf life (Closed containers, 40°-120°F) . . . 1 year minimum

### Equipment List

- ✓ Sprayer
- ✓ Rotary machine
- ✓ Carpet brush
- ✓ Wet floor signs
- ✓ Extractor
- ✓ Vacuum
- ✓ Pile setting tool

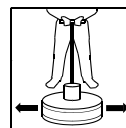
Available in size:  
1 gallon containers.

Wear safety equipment recommended on MSDS, place wet floor signs and read all directions and cautions prior to beginning work.




Wear all safety equipment recommended on MSDS sheet. Read all direction and cautions prior to beginning work. Before use, in an inconspicuous area, test small area for colorfastness. If fabric is colorfast, proceed.

**DIRECTIONS:**  
Vacuum area to be cleaned before and after shampooing. Spot clean problem areas.



For mist and rotary shampooing dilute as follows:  
Light Soil: 25:1 (6 oz. per gallon).  
Moderate Soil: 16:1 (8 oz. per gallon).  
Heavy Soil: 9:1 (14 oz. per gallon).  
For foam generating equipment dilute as follows:  
Light and Moderate Soil: 8:1 (16 oz. per gallon). Do not overuse: shampoo with low to moderate foam levels. Do not overwet carpet.



After shampooing, set pile if necessary. When carpet is dry, vacuum thoroughly. Use same method when shampooing upholstery.