



900 East 103rd Street
Chicago, Illinois 60628
800.621.8553
Fax: 800.621.1276
www.nuancesol.com

FORMULA SIX

VEHICLE CLEANER

PATENTED DESIGN FEATURES

- **Special detergent blend** — removes road film without heavy brushing
- **Excellent hard water tolerance** — enhances cleaning and rinsing properties
- **Will not harm** — factory applied vehicle finishes
- **Economical in use** — highly dilutable
- **USDA rating** — A-1

PROFESSIONAL RECOMMENDATIONS

- **Use** the three-step method, which is effective for all applications
- Avoid cleaning hot vehicles. Cleaning solutions tend to dry fast and leave streaky residues. Park vehicle in shade if possible to cool before cleaning


APPLICATION

Brushless vehicle cleaning detergent concentrate. Safe on all vehicle surfaces through mechanical cleaning devices with cold or hot water.


SPECIFICATIONS

Appearance: Clear liquid
Odor: Mild, characteristic
Density (lbs/gal)(±0.1 @20°C): 8.65
pH (Conc.)(±0.5@20°C): 12.7
Refractive index (±.0020@20°C): 1.3438
Hard water tolerance (as ppm CaCO₃): >12000 ppm
Solvent %: None
Flashpoint (TCC): None
USDA rating: A-1
Foam generation: Moderate
Stability (40°-120°F): Stable
Freeze/thaw stability: OK, 3 cycles
Shelf life (closed containers, 40°-120°F): 1 year minimum


DIRECTIONS



Clean only cool vehicles; hot vehicles may streak. Set dilution control on pressure washer or manually dilute **Formula Six** 25:1 for removing heavy soil (5 oz. per gallon), or 40:1 for normal soil (3 oz. per gallon).



Divide vehicle into workable sections. Apply cleaning solution from the bottom up. Allow to work for a few minutes. **DO NOT ALLOW TO DRY.**



Adjust pressure washer to deliver water only. Apply high-pressure water to clean vehicle from bottom up.



Rinse vehicle thoroughly from the top down. Overlap cleaning areas to prevent missed areas. Repeat for entire vehicle.



Wear safety equipment recommended on MSDS and read all directions and cautions prior to beginning work.